




3 Bedroom Homes

-  **The Thespian**
Plots 345, 350 & 353
-  **The Chandler**
Plots 336 & 337
-  **The Harper**
Plots 348, 349, 351 & 352

4 Bedroom Homes

-  **The Scrivener**
Plot 355
-  **The Cutler**
Plots 332 & 335
-  **The Bowyer**
Plots 333, 338, 341 & 358
-  **The Philosopher**
Plots 356 & 357
-  **The Weaver**
Plot 331
-  **The Reedmaker**
Plots 334, 339, 340, 342, 343, 344, 346, 347 & 354

5 Bedroom Homes

-  **The Watchmaker**
Plots 320, 322, 323, 324 & 327
-  **The Draper**
Plots 319, 321, 325, 326, 328, 329 & 330

- Key to plan**

 - v Visitor parking
 - bcp Bin Collection Point
 - LAP Local Area of Play
 - Post & Rail Fence
 - Close Board Fence
 - Estate Railing
 - Knee Rail
 - Retaining Wall
 - Shed
- Material Finishes**

 - T - Tile Hanging Version



The site plan is drawn to show the relative position of individual properties. NOT TO SCALE. This is a two dimensional drawing and will not show land contours and gradients, boundary treatments, landscaping or local authority street lighting. Footpaths subject to change. For details of individual properties and availability please refer to our Sales Advisor.