


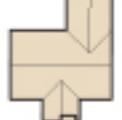





### 3 Bedroom Homes

-  **The Otham**  
Plots 2 & 24
-  **The Yalding**  
Plots 3 & 25
-  **The Quilter**  
Plot 17
-  **The Tailor**  
Plots 29, 30, 37 & 38
-  **The Thespian**  
Plots 32 & 39

### 4 Bedroom Homes

-  **The Philosopher**  
Plots 1 & 6
-  **The Scrivener**  
Plots 4, 5, 15, 18 & 31
-  **The Bowyer**  
Plots 16 & 26
-  **The Silversmith**  
Plot 27
-  **The Minster**  
Plot 28

### 2-3 Bedroom Homes

-  **Affordable Homes**

- Material Finishes**

  -  - Town Brick Version
  -  - Town Feature Brick Version
  -  - Town Tile Hanging Version

**Key to plan**

  -  Visitor parking
  -  LEAP Bin collection point
  -  Cycle stores
  -  Street light

The site plan is drawn to show the relative position of individual properties. NOT TO SCALE. This is a two dimensional drawing and will not show land contours and gradients, boundary treatments, landscaping or local authority street lighting. Footpaths subject to change. For details of individual properties and availability please refer to our Sales Advisor.