



Key to plan

- v Visitor parking
- bcp Bin collection point
- Timber bollards
- #### Knee rail fence
- ~ Post & rail fence
- Screen wall
- Retaining wall

Material Finishes




(T) - Tile Hanging Version

The site plan is drawn to show the relative position of individual properties. NOT TO SCALE. This is a two dimensional drawing and will not show land contours and gradients, boundary treatments, landscaping or local authority street lighting. Footpaths subject to change. For details of individual properties and availability please refer to our Sales Advisor.

3 Bedroom Homes

-  **The Yalding**
Plots 2, 11, 14, 15, 68, 72, 76, 81, 83, 91, 93, 97, 98, 119, 137, 139, 160, 167, 169, 173, 175, 177, 214, 217 & 218
-  **The Otham**
Plots 3, 12, 69, 73, 82, 84, 92, 120, 138, 140, 151, 161, 168, 170, 174, 176 & 215
-  **The Thespian**
Plots 9, 19, 74, 118, 136, 142, 165, 179, 180, 203 & 204
-  **The Tailor**
Plots 16, 17, 20, 21, 39, 40, 77, 78, 79, 80, 85, 86, 156, 157, 158, 159, 163, 164, 199, 200, 201, 202, 205, 206, 207 & 208

4 Bedroom Homes

-  **The Scrivener**
Plots 1, 4, 5, 7, 8, 13, 75, 87, 90, 94, 95, 123, 141, 144, 145, 147, 152, 153, 154, 155, 162, 171, 172, 188, 190, 192, 195, 198, 209, 212, 213 & 219
-  **The Philosopher**
Plots 6, 96, 146, & 148
-  **The Bowyer**
Plots 10, 18, 22, 38, 41, 70, 71, 88, 89, 99, 121, 122, 124, 143, 149, 150, 166, 178, 189, 191, 193, 194, 196, 197, 210, 211, 216 & 220

2-3 Bedroom Homes

-  **Affordable Homes**