










2 Bedroom Homes

-  The Joiner  
Plots 11, 12, 13, 70, 71, 83, 84, 121, 122, 151, 152, 153 & 154
-  The Woodcarver  
Plots 62, 91, 102 & 150

3 Bedroom Homes

-  The Tailor  
Plots 5, 6, 9, 19, 25, 66, 89 & 126
-  The Thespian  
Plots 10, 18, 26, 67, 88 & 125
-  The Turner  
Plots 23, 24, 107 & 108
-  The Sawyer  
Plots 8, 15, 30, 59, 64, 65, 75, 76, 97, 99, 100, 106, 113, 123, 127, 129 & 133
-  The Shoemaker  
Plots 42, 43, 44, 45, 46 & 47

4 Bedroom Homes

-  The Farrier  
Plots 1, 4, 36, 41, 53, 57, 77, 86, 114, 134 & 157
-  The Milliner  
Plots 27 & 34
-  The Cutler  
Plots 16, 17, 35, 39, 54, 58, 60, 63, 90, 130, 140 & 148
-  The Bowyer  
Plots 14, 33, 38, 52, 68, 85, 104, 105, 115, 124, 142 & 155
-  The Goldsmith  
Plots 2, 3, 28, 29, 37, 55, 74, 92, 96, 111, 112, 131, 137, 138, 141 & 159
-  The Lorimer  
Plots 7, 31, 40, 61, 69, 87, 93, 98, 101, 103, 128, 132, 135, 139, 143, 149, 156 & 158

5 Bedroom Homes

-  The Watchmaker  
Plots 32, 56, 78, 94, 95, 136, & 160

2-3 Bedroom Homes

-  Affordable Homes

Key to plan

- s/s Sub station
- p/s Pump station
- v Visitor parking

The site plan is drawn to show the relative position of individual properties. NOT TO SCALE. This is a two dimensional drawing and will not show land contours and gradients, boundary treatments, landscaping or local authority street lighting. Footpaths subject to change. For details of individual properties and availability please refer to our Sales Advisor.