

# The Erinvale

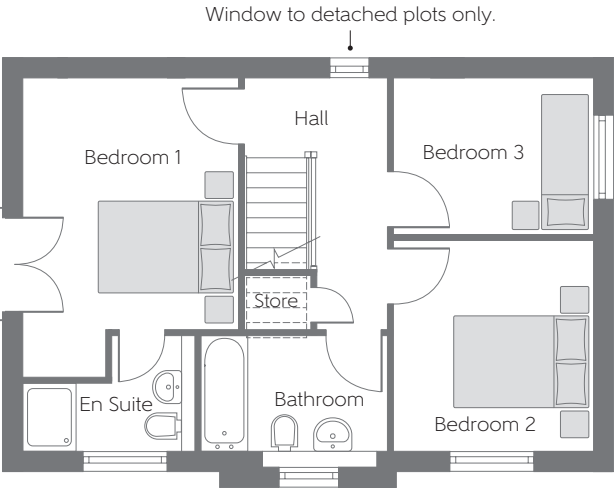
THREE BEDROOM DETACHED HOME



Please note Photo Voltaic (solar) panels shown above are indicative only. The location and number of panels are dependent on plot orientation. Please see Sales Advisor for details.

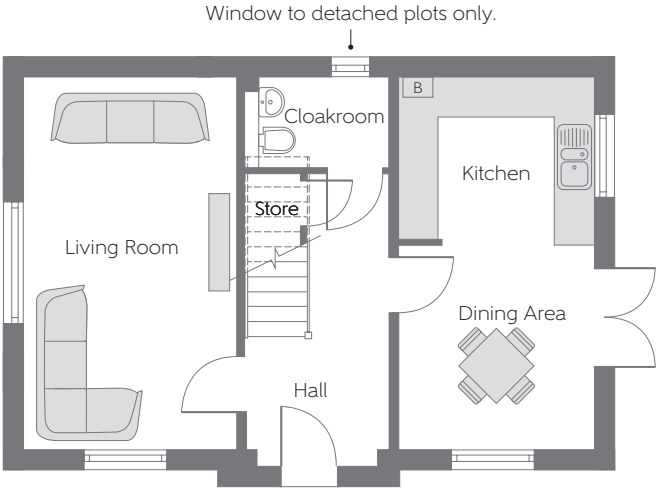
[bellway.co.uk](https://bellway.co.uk)

**Bellway**




First Floor

Bedroom 1	4.49m x 3.23m (max)	14'8" x 10'7" (max)
Bedroom 2	3.15m x 3.00m	10'3" x 9'10"
Bedroom 3	3.00m x 2.35m	9'10" x 7'8"



Ground Floor

Living Room	5.59m x 3.22m	18'4" x 10'6"
Dining Area	3.06m x 2.96m	10'0" x 9'8"
Kitchen	2.96m x 2.42m	9'8" x 7'11"

 - Boiler    - - - - - Reduced Head Height

**Furniture arrangements are for illustrative purposes only. Items are not included, nor to scale.**

The items shown in this key may be subject to change, and positions could vary from those indicated on this floorplan. Please refer to Sales Advisor for details of your selected plot. Computer generated image shown overleaf. External finishes, landscaping and configuration may vary from plot to plot. Please refer to Sales Advisor for further details. All dimensions are approximate and should not be used for carpet sizes, appliance spaces or furniture. We operate a policy of continuous improvement and individual features such as kitchen and bathroom layouts, doors, windows, garages and elevational treatments may vary from time to time. Consequently these particulars should be treated as general guidance only and do not constitute a contract, part of a contract or a warranty.