



- Key to plan**
- s/s Sub station
  - vp Visitor parking
  - bcp Bin collection point
  - Affordable housing

The site plan is drawn to show the relative position of individual properties. NOT TO SCALE. This is a two dimensional drawing and will not show land contours and gradients, boundary treatments, landscaping or local authority street lighting. Footpaths subject to change. For details of individual properties and availability please refer to our Sales Advisor.

## 2 Bedroom Homes


 **The Foundryman**<sup>Life</sup>  
Plots 101, 102, 103, 104, 105, 106, 107, 108, 109, 110, 111 & 112


## 3 Bedroom Homes


 **The Spinner**  
Plots 1, 2, 3, 4, 5 & 6


 **The Sawyer**  
Plot 69


## 4 Bedroom Homes

 **The Mercer**<sup>Life</sup>  
Plots 8, 10, 15, 17, 70, 83, 88, 90, 93 & 117

 **The Lorimer**<sup>Life</sup>  
Plots 7, 19, 21, 75, 79, 80, 85, 86, 92, 96 & 100

 **The Cutler**  
Plots 9, 13, 14, 16, 18, 20, 71, 74, 81, 84, 87, 97 & 114

 **The Reedmaker**<sup>Life</sup>  
Plots 11, 12, 78, 94 & 120

 **The Bowyer**<sup>Life</sup>  
Plots 76, 77, 91, 95 & 113

## 5 Bedroom Homes

 **The Draper**<sup>Life</sup>  
Plots 72, 73, 82 & 89