

Motivo

ONE AND TWO BEDROOM APARTMENTS



THE
ARTISAN
COLLECTION



Modello
A development of new homes in Gateshead

Bellway



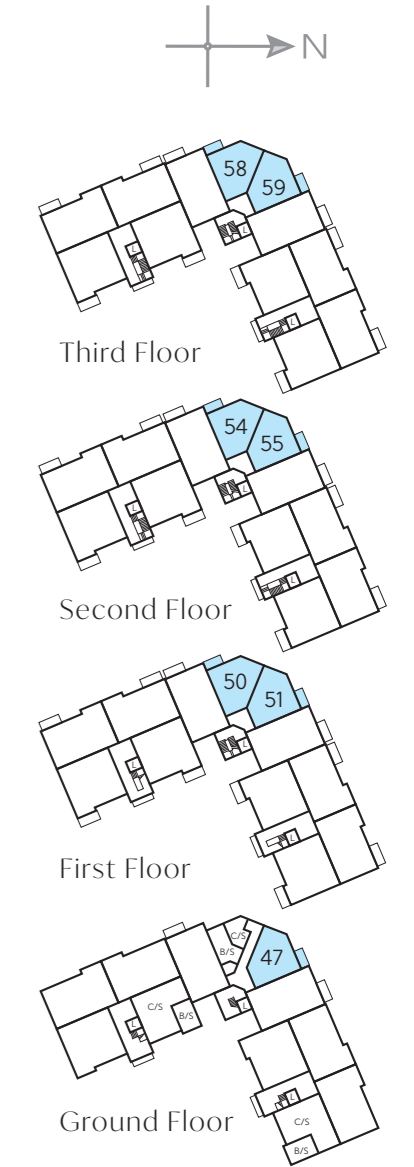
The Scriber – Plots 50, 54 & 58

Kitchen/Living/Dining	5.92m x 4.55m	19'5" x 14'11"
Bedroom	5.57m x 2.75m	18'3" x 9'0"
Bathroom	2.20m x 2.05m	7'3" x 6'9"
Total area	51.12 sq. m.	550 sq. ft.



The Scriber – Plots 47, 51, 55 & 59

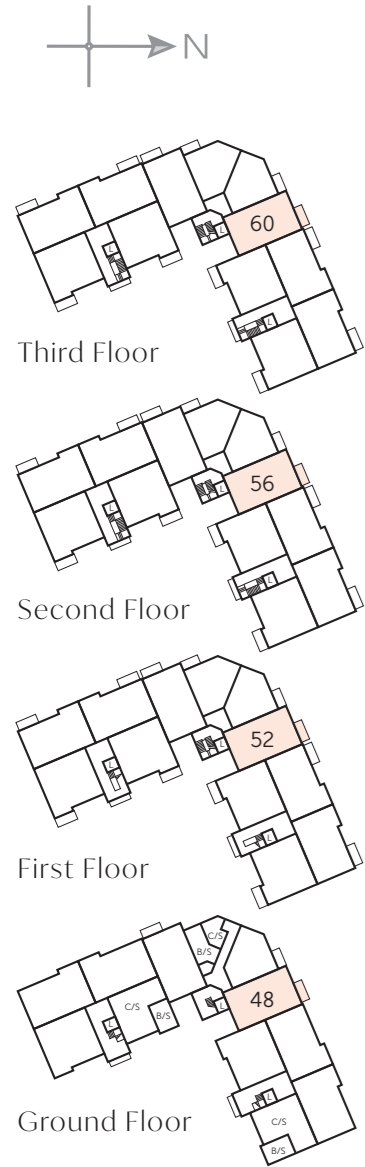
Kitchen/Living/Dining	5.92m x 4.55m	19'5" x 14'11"
Bedroom	5.57m x 2.75m	18'3" x 9'0"
Bathroom	2.20m x 2.05m	7'3" x 6'9"
Total area	51.12 sq. m.	550 sq. ft.



a/c - airing cupboard Cyl - water cylinder WS - Wardrobe Space (suggestion only, wardrobe not included)

Furniture arrangements are for illustrative purposes only. Items are not included, nor to scale.

The items shown in this key may be subject to change, and positions could vary from those indicated on this floorplan. Please refer to Sales Advisor for details of your selected plot. External finishes and landscaping may vary. Please refer to Sales Advisor for further details. All dimensions are approximate and should not be used for carpet sizes, appliance spaces or furniture. We operate a policy of continuous improvement and individual features such as kitchen and bathroom layouts, doors, windows, garages and elevational treatments may vary from time to time. Consequently these particulars should be treated as general guidance only and do not constitute a contract, part of a contract or a warranty.



The Loupe – Plots 48, 52, 56 & 60

Kitchen/Living/Dining	7.27m x 3.56m	23'10" x 11'8"
Bedroom 1	3.61m x 3.44m	11'10" x 11'4"
Bedroom 1 En Suite	2.20m x 1.65m	7'3" x 5'5"
Bedroom 2	3.99m x 2.82m	13'1" x 9'3"
Bathroom	2.20m x 2.05m	7'3" x 6'9"
Total area	70.71 sq. m.	761 sq. ft.

a/c – airing cupboard Cyl – water cylinder WS – Wardrobe Space (suggestion only, wardrobe not included)

Furniture arrangements are for illustrative purposes only. Items are not included, nor to scale.

The items shown in this key may be subject to change, and positions could vary from those indicated on this floorplan. Please refer to Sales Advisor for details of your selected plot. External finishes and landscaping may vary. Please refer to Sales Advisor for further details. All dimensions are approximate and should not be used for carpet sizes, appliance spaces or furniture. We operate a policy of continuous improvement and individual features such as kitchen and bathroom layouts, doors, windows, garages and elevational treatments may vary from time to time. Consequently these particulars should be treated as general guidance only and do not constitute a contract, part of a contract or a warranty.



The Loupe – Plots 46, 49, 53 & 57

Kitchen/Living/Dining	7.27m x 3.56m	23'10" x 11'8"
Bedroom 1	3.61m x 3.44m	11'10" x 11'4"
Bedroom 1 En Suite	2.20m x 1.65m	7'3" x 5'5"
Bedroom 2	3.99m x 2.82m	13'1" x 9'3"
Bathroom	2.20m x 2.05m	7'3" x 6'9"
Total area	70.71 sq. m.	761 sq. ft.

a/c – airing cupboard Cyl – water cylinder WS – Wardrobe Space (suggestion only, wardrobe not included)

Furniture arrangements are for illustrative purposes only. Items are not included, nor to scale.

The items shown in this key may be subject to change, and positions could vary from those indicated on this floorplan. Please refer to Sales Advisor for details of your selected plot. External finishes and landscaping may vary. Please refer to Sales Advisor for further details. All dimensions are approximate and should not be used for carpet sizes, appliance spaces or furniture. We operate a policy of continuous improvement and individual features such as kitchen and bathroom layouts, doors, windows, garages and elevational treatments may vary from time to time. Consequently these particulars should be treated as general guidance only and do not constitute a contract, part of a contract or a warranty.

Modello Specification

1 Bedroom Apartments

2 Bedroom Apartments

FINISHES		1 Bedroom Apartments	2 Bedroom Apartments
Entrance Doors	Apartment Entrance Door White Gloss Fire Rated Solid Core	•	•
Ceilings	Crown White Matt Emulsion	•	•
Walls	Crown White Matt Emulsion	•	•
Window Cills	White Gloss MDF	•	•
Skirting	White Gloss 94x14 MDF Grooved & Chamfered	•	•
Architrave	White Gloss 69x18 MDF Grooved & Chamfered	•	•
Internal Doors	White Pre Finished Vertical Panel Internal Doors	•	•
Ironmongery	Chrome SR100 Door Furniture	•	•

KITCHEN		1 Bedroom Apartments	2 Bedroom Apartments
Carcass	Premium Grade 18mm thk Colour Matched Carcass	•	•
Frontals	Bellway Band B options ^^	•	•
Units	Frontal Matching Table Ends	•	•
Worktops	40mm Square Edge Worktops with upstand	•	•
Kitchen Sink	Leisure Linear Bowl & Half SS Sink & TCAF3 Tap (inc Sink Liner)	•	•
Appliances Oven	Zanussi Single Oven ZOB343X	•	•
Appliances Hob	Zanussi Induction Hob ZITN643K & SS Splashback	•	•
Appliances Extractor	Zanussi Cooker Hood Extractor ZHC60156X	•	•
Appliances Fridge Freezer	Zanussi 70/30 Fridge Freezer ZBB28441SV	•	•
Appliance Dishwasher	Removeable Unit 450 (inc Feed & Waste) ***	•	•
Appliance Washing Machine	Washing Machine Space within A/C (inc Feed & Waste)	•	•

WET ROOMS		1 Bedroom Apartments	2 Bedroom Apartments
Bathroom - Storage	Recessed Storage Shelving	•	•
Bathroom - WC	Roca DEBBA WC with Concealed Cistern & PL1 Flush Plate ‡‡	•	•
Bathroom - Basin	Roca Debba 520 Semi Recessed WHB no Pedestal M4(2)	•	•
Bathroom - Bath	Roca OSLO Acrylic Bath & Rigid Bath Panel	•	•
Bathroom - Brassware	Bristan PISA Chrome Bath & Basin Mixer Taps	•	•
Bathroom - Shower	Over Bath Mira MINIMAL Single Thermostatic Shower ‡	•	•
Bathroom - Tiling	1/2 Height Tiling (Band 2) to Wet Walls with Flat Edged Chrome Trim * †	•	•
En-Suite - WC	Roca DEBBA WC with Concealed Cistern & PL1 Flush Plate ‡‡	•	•
En-Suite - Basin	Roca Debba 520 Semi Recessed WHB no Pedestal M4(2)	•	•
En-Suite - Brassware	Bristan PISA Chrome Basin Mixer Taps	•	•
En-Suite - Shower Tray	Mira FLIGHT Low Shower Tray with Mira ELEVATE Enclosure †††	•	•
En-Suite - Shower	Mira MINIMAL Single Thermostatic Shower ††	•	•
En-Suite - Tiling	1/2 Height Tiling (Band 2) to Wet Walls with Flat Edged Chrome Trim †	•	•

MECHANICAL		1 Bedroom Apartments	2 Bedroom Apartments
Hot Water	Hot Water Cylinder (aroSTOR 200L)	•	•
Controls	Heaters individually controlled	•	•
Radiators	Sokio Electric Panel Heaters	•	•
Towel Warmers	Flat Chrome to Bathroom (electric)	•	•
Ventilation	Window Trickle Vents with Tilton Mechanical Extract Fans (system 3) dMEV **	•	•

ELECTRICS		1 Bedroom Apartments	2 Bedroom Apartments
Communications - Access	Video Entry System	•	•
Home Working	Dedicated Power, USB & Data Points	•	•
Safety - Fire	Optical Smoke Detector LD3 D2 DET	•	•
Safety - Carbon	Honeywell XCI00 Carbon Monoxide Detector	•	•
Consumer Unit	Wylex Consumer Unit	•	•
Sockets & Switches	Electrium CASA White Fittings	•	•
USB Locations	Kitchen, Living Room & Bedroom 1 ONLY	•	•
Shaver / Toothbrush Point	Bathroom ONLY	•	•
Lighting	Pendant Fitting to Habitable Rooms	•	•
Lighting - Kitchen Under Unit	High Output Tri-Light	•	•
Communications - TV	TV Point to Living Room & Bedroom 1	•	•
Communications - Voice	Telephone Point to Living Room	•	•
Communications - Data	Cat 6 Network Point to Living Room & Bedroom 1	•	•
Communications - Satellite	Dual Connection Satellite Points to Living Room	•	•
Broadband	Ultrafast Fibre Connectivity Openreach	•	•

EXTERNALS & MISC		1 Bedroom Apartments	2 Bedroom Apartments
Shared Parking Areas	Bitmac Black ‡‡‡	•	•
Build Method	Masonry ^	•	•
Balcony	Juliette Balcony ^^^	•	•

* full height around bath where shower provided as standard

** acoustic wall vent required to specific plots - liaise with sales executive

*** at build stage

† full height to shower enclosure

†† flow regulator fitted to bath mixer if serving single thermostatic shower & fed via combination boiler

††† housetype dependent - liaise with sales executive

‡ inc MIRA bath screen 11863.004

‡‡ inc soft close mechanism seat on 4 & 5 Bedroom Homes ONLY

‡‡‡ plot dependent

^ plot specific, refer site layout

^^ soft close mechanism to doors & drawers

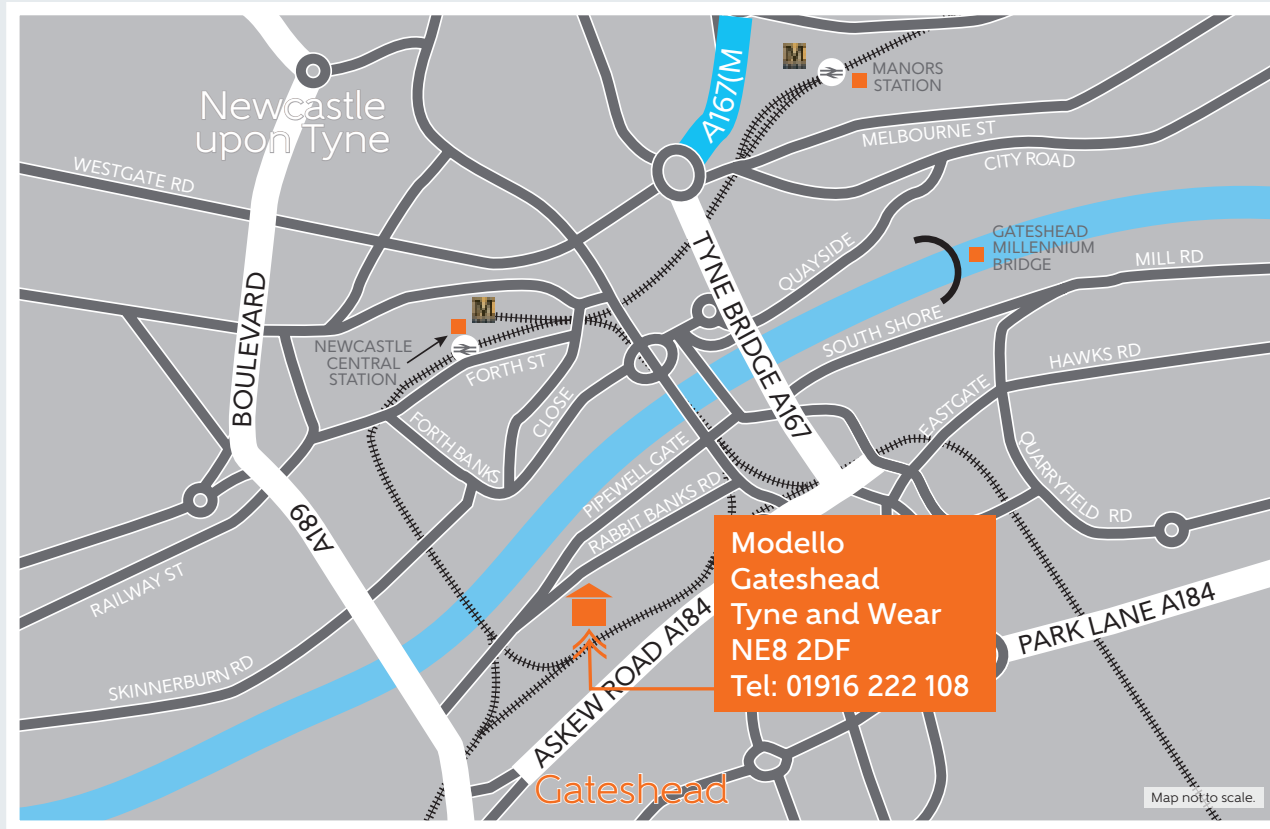
^^^ where shown on layouts

Information correct at time of going to print. In the event of product discontinuation or issues with stock availability Bellway will always fit a suitable alternative.

10 year **NHBC** warranty



How to find us



Bellway Homes Limited (North East Division)
Bellway House Kings Park, Kingsway N, Gateshead NE11 0JH
Telephone: 0191 482 8800 bellway.co.uk