

Phase 1





Phase 1

Phase 2

2 Bedroom Homes

-  The Cooper
Plots 22, 23, 33, 34, 52 & 53
-  The Thistle
Plot 45

3 Bedroom Homes

-  The Chandler
Plots 2, 3, 4, 5, 10, 11, 28, 29, 31, 32 & 44
-  The Thespian
Plots 6, 15, 26, 30 & 56
-  The Naylor
Plots 8 & 9
-  The Harper
Plots 13 & 14
-  The Fletcher
Plots 18, 19, 20, 21, 35, 36, 37 & 38

4 Bedroom Homes

-  The Silversmith
Plots 1, 7, 12, 42 & 51
-  The Scrivener
Plots 27, 43, 54 & 55
-  The Jeweller
Plot 46

1-3 Bedroom Homes

-  Affordable Homes

2 Bedroom Homes

-  The Cooper
Plots 145, 146, 147, 163, 164, 168 & 169
-  The Joiner
Plots 134, 135, 161, 162, 178, 179, 180 & 181

3 Bedroom Homes

-  The Chandler
Plots 191, 192, 195 & 196
-  The Mason
Plot 177
-  The Naylor
Plots 122, 123, 137, 138, 193 & 194
-  The Harper
Plots 185 & 187
-  The Thespian
Plots 121, 124, 127, 132, 139, 142, 165, 167, 176, 182, 190 & 197

4 Bedroom Homes

-  The Silversmith
Plots 128, 136, 184 & 189
-  The Goldsmith
Plots 185 & 188
-  The Scrivener
Plots 125, 126, 129, 133, 170, 171 & 183

1-4 Bedroom Homes

-  Affordable Homes



The site plan is drawn to show the relative position of individual properties. NOT TO SCALE. This is a two dimensional drawing and will not show land contours and gradients, boundary treatments, landscaping or local authority street lighting. Footpaths subject to change. For details of individual properties and availability please refer to our Sales Advisor.

- Key to plan
- v Visitor parking
 - bcp Bin collection point
 - Shed
- Material Finishes
- (W) - Weatherboard Version

