










## 2 Bedroom Homes

-  **The Potter**  
Plots 326, 327, 330, 331 & 344
-  **The Slater**  
Plot 345
-  **The Tailor**  
Plots 364 & 365
-  **The Blacksmith**  
Plots 355 & 356

## 3 Bedroom Homes

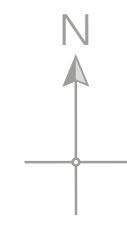
-  **The Turner**  
Plots 372, 373, 379 & 380
-  **The Glazier**  
Plots 324, 325, 328, 329 & 332
-  **The Chandler**  
Plots 342, 343, 377 & 378
-  **The Carver**  
Plots 349, 362, 363 & 382
-  **The Sawyer**  
Plots 348, 350, 351, 360, 361 & 375

## 4 Bedroom Homes

-  **The Cutler**  
Plots 340, 353, 354, 369 & 383
-  **The Weaver**  
Plots 323, 333, 336 & 341
-  **The Lorimer**  
Plots 339, 352, 373, 384 & 385
-  **The Sculptor**  
Plots 334 & 335
-  **The Mercer**  
Plots 346, 347, 370, 371 & 376
-  **The Scrivener**  
Plots 337, 338, 381 & 386

## 2-3 Bedroom Homes

-  **Affordable Homes**



**Key to plan**  
 VP Visitor parking  
 bcp Bin collection point  
 \* Discount Market Value

The site plan is drawn to show the relative position of individual properties. NOT TO SCALE. This is a two dimensional drawing and will not show land contours and gradients, boundary treatments, landscaping or local authority street lighting. Footpaths subject to change. For details of individual properties and availability please refer to our Sales Advisor.