




The site plan is drawn to show the relative position of individual properties. NOT TO SCALE. This is a two dimensional drawing and will not show land contours and gradients, boundary treatments, landscaping or local authority street lighting. For details of individual properties and availability please refer to our Sales Advisor.

Key to plan bcp - Bin collection point  
 ● - Street lighting



**5 Bedroom Homes**

-  **The Dahlia**  
Plots 7 & 8
-  **The Bellflower**  
Plots 9 & 11
-  **The Crocus**  
Plots 1, 6 & 10

**4 Bedroom Homes**

-  **The Jasmine**  
Plots 13, 14, 15 & 23
-  **The Angelica**  
Plots 22 & 24
-  **The Camellia**  
Plots 5 & 16
-  **The Fuschia**  
Plots 12 & 18
-  **The Vinca**  
Plots 2, 3 & 4

**3 Bedroom Homes**

-  **The Valerian**  
Plots 20, 21, 25 & 26
-  **The Lysander**  
Plots 17 & 19