

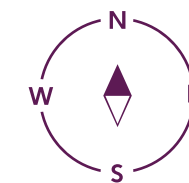
# HARTSHORNE VIEW

HARTSHORNE

PHASE 4 DEVELOPMENT LAYOUT






Ashberry  
Homes



### 4 Bedroom Homes

-  **The Longshaw**  
Plots 539, 540, 549, 551 & 574
-  **The Winterfold**  
Plots 541, 542, 567, 568, 582 & 586
-  **The Wykenham**  
Plots 545 & 575
-  **The Dunham**  
Plot 550, 552, 562, 563, 565, 578 & 580
-  **The Darley**  
Plots 564, 579, 581, 587 & 588
-  **The Laurieston**  
Plots 566, 570 & 589
-  **The Roslington**  
Plots 572, 573, 576, 577, 583 & 584

### 3 Bedroom Homes

-  **The Leighfield**  
Plots 537, 547, 548 & 571
-  **The Rowan**  
Plots 538, 546, 569 & 585
-  **The Stokewood**  
Plots 543 & 544

### 1-2 Bedroom Homes

-  **Affordable Homes**

#### Material Finishes

(R) - Render Version

Key to plan: bcp Bin collection point.

The site plan is drawn to show the relative position of individual properties. NOT TO SCALE. This is a two dimensional drawing and will not show land contours and gradients, boundary treatments, landscaping or local authority street lighting. For details of individual properties and availability please refer to our Sales Advisor.



