








2 Bedroom Homes **3 Bedroom Homes** **4 Bedroom Homes**

-  **The Potter**
Plots 5, 6, 7, 11, 12, 43, 44, 46, 47, 70 & 75
-  **The Slater**
Plot 48

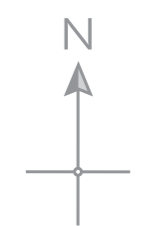
-  **The Turnwright**
Plots 3, 4, 23, 24, 27, 28, 37, 38, 42, 45, 55, 56, 59, 60, 69, 71, 74 & 76
-  **The Glazier**
Plots 35 & 36
-  **The Warrener**
Plots 8, 9, 10, 13, 14, 15, 31, 32, 33, 34, 39, 40, 41, 49 & 50

-  **The Mercer**
Plots 17, 58, 65, 67, 72 & 78
-  **The Cutler**
Plots 18, 22, 25, 26, 29, 30, 54, 61, 62, 66 & 73

-  **The Sawyer**
Plots 1, 2, 16, 19, 20, 21, 51, 52, 53, 57, 63, 64, 68, 77 & 79

Key to plan
 v Visitor parking
 bcp Bin collection point

Existing Industrial Units



The site plan is drawn to show the relative position of individual properties. NOT TO SCALE. This is a two dimensional drawing and will not show land contours and gradients, boundary treatments, landscaping or local authority street lighting. Footpaths subject to change. For details of individual properties and availability please refer to our Sales Advisor.