









2 Bedroom Homes

-  **The Woodcarver**
Plots 1, 79 & 80
-  **The Joiner**
Plots 34, 35, 36 & 37

3 Bedroom Homes

-  **The Thespian**
Plots 15, 17, 24, 31, 43, 59 & 64
-  **The Quilter**
Plots 23, 69, 81 & 82
-  **The Tailor**
Plots 38, 39, 60 & 61
-  **The Mason**
Plots 42, 62, 63, 65, 66, 67, 68, 72, 76, 77 & 84
-  **The Saffron**
Plot 78



4 Bedroom Homes

-  **The Philosopher**
Plots 16, 18, 25, 28, 30 & 83
-  **The Silversmith**
Plots 21, 22, 26, 27, 29 & 85
-  **The Scrivener**
Plots 32, 33, 71, 73, 74 & 75
-  **The Sculptor**
Plots 19, 20 & 70



2-3 Bedroom Homes

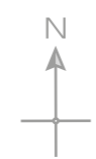
-  **Affordable Homes**

Material Finishes

-  - Render Version
-  - Weatherboard Version

Key to plan

- s/s Sub station
- p/s Pump station
- v Visitor parking
-  Grasscrete access & turning area
-  Sales Area



The site plan is drawn to show the relative position of individual properties. NOT TO SCALE. This is a two dimensional drawing and will not show land contours and gradients, boundary treatments, landscaping or local authority street lighting. Footpaths subject to change. For details of individual properties and availability please refer to our Sales Advisor.