








GEORGE STREET



### 4 Bedroom Homes

-  **The Priestley**  
Plots 6, 7, 32, 33, 44, 45, 60, 61, 62, 63, 73 & 74
-  **The Goldsmith**  
Plots 38, 77, 78 & 79
-  **The Edgeworth Alt**  
Plots 4, 5, 24, 31, 34, 43, 64, 72, 80, 83, 94, 98, 103, 108, 113 & 122
-  **The Larch**  
Plots 81, 82, 96, 111 & 112
-  **The Fulwood**  
Plots 8, 46, 47, 48, 49, 56, 57, 99, 100, 101, 102, 104, 105, 106 & 107
-  **The Scrivener**  
Plots 37, 39, 40, 67, 68, 69 & 70
-  **The Oakwood**  
Plots 2, 3, 50, 51, 86, 91, 95 & 97

### 3 Bedroom Homes

-  **The Quilter**  
Plot 1
-  **The Chandler**  
Plots 16, 17, 25, 26, 35, 36, 41, 42, 52, 53, 54, 55, 71, 75, 76, 84, 85, 87, 88, 89, 90, 92, 93, 114, 115, 120 & 121
-  **The Thespian**  
Plots 12, 30, 65, 109 & 123
-  **The Tailor**  
Plots 10, 11, 13, 14, 15, 18, 19, 20, 21, 22, 23, 27, 28, 29, 58, 59, 66, 110, 116, 117, 118, 119 & 124
-  **Sales Office**
-  **Discount Market Value**

Key to plan: s/s Sub station

The site plan is drawn to show the relative position of individual properties. NOT TO SCALE. This is a two dimensional drawing and will not show land contours and gradients, boundary treatments, landscaping or local authority street lighting. Footpaths subject to change. For details of individual properties and availability please refer to our Sales Advisor.