



Bellway at Whitehouse Park

DEVELOPMENT LAYOUT



Bellway

Apartments

-  **The Stratford**
Plots 107, 108, 109, 110, 111 & 112
-  **Bancroft**
Plots 484, 485, 486, 487, 488, 489, 490 & 491
-  **Neath**
Plots 492, 493, 494, 495, 496, 497, 498 & 499
-  **Brook**
Plots 501, 502, 503, 504, 505 & 506
-  **Whaddon**
Plots 528, 529, 530, 531, 532, 533, 534, 535, 536, 537 & 538
-  **Watling**
Plots 546, 547, 548, 549, 550 & 551
-  **Grange**
Plots 552, 553, 554, 555, 556 & 557
-  **Grange**
Plots 558, 559, 560, 561, 562 & 563


3 Bedroom Homes

-  **The Harper**
Plots 9, 10, 11, 24, 25, 47, 48, 118, 119, 122, 138, 139 & 152
-  **The Chandler**
Plots 26, 27, 28, 29, 30, 31, 76, 77, 457, 475, 480, 481 & 541
-  **The Wolverton**
Plots 43, 463 & 470
-  **The Tenterer**
Plots 72, 73, 74, 127, 161, 472, 539 & 579
-  **The Lymner**
Plots 75, 126, 129, 130, 131, 464, 479 & 540
-  **The Weald**
Plots 156, 158 & 175
-  **The Calverton**
Plot 174
-  **The Tanner**
Plots 473 & 474
-  **The Hornbeam**
Plots 476 & 477



4 Bedroom Homes

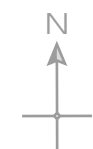
-  **The Philosopher**
Plots 1, 5, 62, 65, 66, 69, 71, 79, 81, 83, 88, 89, 99, 123, 124, 135, 165, 167, 169 & 172
-  **The Luthier**
Plots 2, 4, 7, 53, 55, 67, 68, 78, 82, 87, 90, 100, 116 & 128
-  **The Scrivener**
Plots 3, 12, 13, 35, 49, 51, 54, 56, 58, 60, 61, 63, 64, 70, 85, 92, 113, 114, 121, 132, 133, 159, 162, 166, 170, 171, 456 & 591
-  **The Alwick**
Plots 6, 18, 19, 59, 80, 84, 98, 115, 134, 160, 173, 453, 517, 518, 521, 522, 564, 565, 566 & 567
-  **The Bowyer**
Plots 8, 32, 50, 52, 57, 86, 91, 93, 117, 120, 125, 168, 471, 542 & 590
-  **The Wainwright**
Plots 33, 34, 94, 95, 136, 137, 163, 164, 515, 516, 523, 524, 543 & 544

2 Bedroom Homes

-  **The Puxley**
Plots 44, 154, 155, 157, 468, 469, 585, 586 & 587
-  **The Passenham**
Plots 38 & 39
-  **The Saddler**
Plots 527 & 545
-  **The Joiner**
Plots 482, 483, 580, 581, 588 & 589
-  **The Elfield**
Plots 478, 519 & 520

2-3 Bedroom Homes



-  Affordable Homes
-  Discount Market Value



Key to plan

- b/s Bin store
- c/s Cycle store
- v Visitor parking

Material Finishes

-  - Render Version
-  - Weatherboard Version

The site plan is drawn to show the relative position of individual properties. NOT TO SCALE. This is a two dimensional drawing and will not show land contours and gradients, boundary treatments, landscaping or local authority street lighting. Footpaths subject to change. For details of individual properties and availability please refer to our Sales Advisor.

Rambouillet Drive
Whitehouse, Milton Keynes
MK8 1GT

Telephone: 01908 036 367
bellway.co.uk



Bellway abides by the New Homes Quality Code (NHQC), an independent industry code established to champion quality new homes and deliver better outcomes for customers.

